
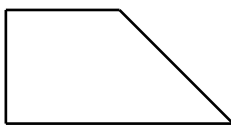
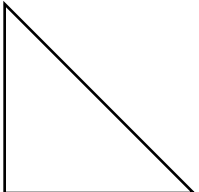
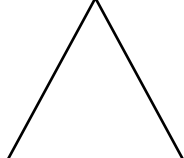
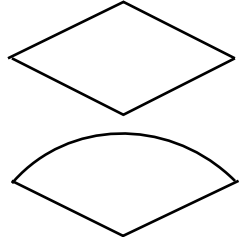

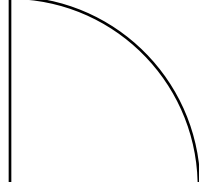
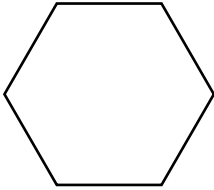


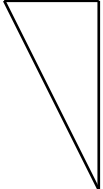
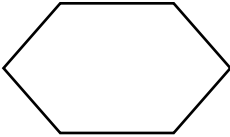
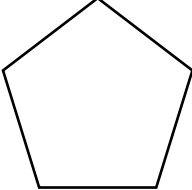
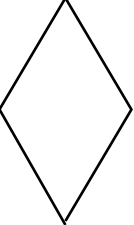
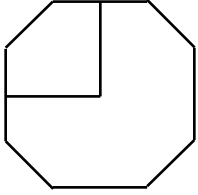
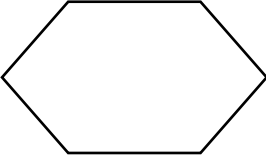
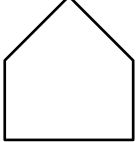
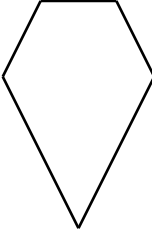
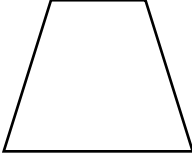
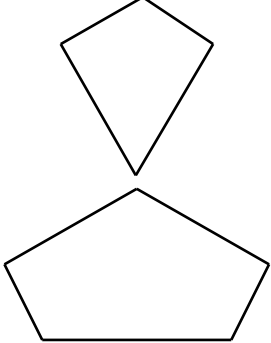
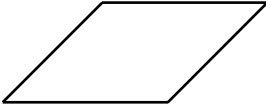
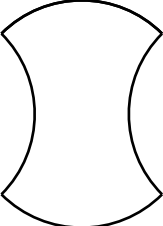
	<p>Kvadrater, sidemål</p> <p>A1 = 2,5 x 2,5 cm A6 = 10 x 10 cm A2 = 3,5 x 3,5 cm A7 = 10,5 x 10,5 cm A3 = 5 x 5 cm A9 = 12 x 12 cm A4 = 6 x 6 cm A10 = 14 x 14 cm A5 = 7 x 7 cm</p>
	<p>Rektangler, sidemål</p> <p>B1 = 3,5 x 7 cm B4 = 6 x 12 cm B2 = 3,5 x 10,5 cm B5 = 2,5 x 5 cm B3 = 5 x 10 cm</p>
	<p>Rektangel med hjørne, sidemål</p> <p>BX1 = 5 x 5 x 7 x 10 cm BX2 = 5 x 10 x 7 x 15 cm BX3 = 3,5 x 3,5 x 5 x 7 cm</p>
	<p>Trekanter 90°, sidemål</p> <p>C1 = 3,5 x 3,5 x 5 cm C7 = 12 x 12 x 17 cm C2 = 5 x 5 x 7 cm C8 = 14 x 14 x 20 cm C3 = 7 x 7 x 10 cm C9 = 15 x 15 x 21 cm C4 = 10 x 10 x 14 cm</p>
	<p>Trekanter 60°, ligesidet, sidemål. Bruges sammen med sekskanter</p> <p>D1 = 3,5 x 3,5 x 3,5 cm D5 = 15 x 15 x 15 cm D2 = 7 x 7 x 7 cm D6 = 20 x 20 x 20 cm D3 = 5 x 5 x 5 cm D7 = 14 x 14 x 14 cm D4 = 10 x 10 x 10 cm D21 = 21 x 21 x 21 cm</p>
	<p>Romber 60°, sidemål. Bruges sammen med sekskanter</p> <p>G1 = 3,5 cm G4 = 10 cm G2 = 7 cm G5 = 2,5 cm G3 = 5 cm</p> <p>GX1 = 5 cm, buet, passer til HJ1</p>
	<p>Hjørner, sidemål</p> <p>HJ1 = 12 cm til blok 24 x 24 cm, bue til 60°, passer til GX1 HJ2 = 8 cm HJ3 = 16 cm HJ20-2 = 20 cm</p>
	<p>Buet trekant 90°, sidemål</p> <p>IC1 = 8,5 x 8,5 cm, passer til HJ1 IC2 = 6 x 6 cm, passer til HJ2 IC3 = 12 x 12 cm, passer til HJ3</p>

	<p>Sekskanter 60°, sidemål I1 = 2 cm I5 = 2,5 cm I2 = 3,5 cm I6 = 5 cm I3 = 7 cm I7 = 4 cm I4 = 1,5 cm I8 = 10 cm</p>
	<p>½ sekskant, sidemål J3 = 2,5 x 5 cm J6 = 5 x 10 cm J7 = 3,5 x 7 cm</p>
	<p>½ rombe 53°, sidemål, Storm at sea L1 = 10 x 11 x 11 cm, passer til M2</p>
	<p>Stjerneben, sidemål, Storm at sea M1 = 3,5 x 7 x 6 cm M2 = 5 x 10 x 11 cm, passer til L1</p>
	<p>Lucy Boston, sidemål LB1 = 2,5 cm (original størrelse) LB2 = 5 cm LB3 = 3,5 cm</p>
	<p>Femkant, sidemål N1 = 3,5 cm N2 = 2,5 cm N3 = 4 cm</p>
	<p>Romber 45°, sidemål. Bruges sammen med kvadrater O1 = 7 cm O2 = 5 cm O3 = 3,5 cm</p>
	<p>Ottekant, sidemål Q2 = 2,5 cm, ens sidemål Q3 = 3,5 og 5 cm Q4 = 1,75 x 3,5 x 5 cm, ¼ ottekant Q6 = 6 cm, ens sidemål Q8 = 3,5 x 10 cm</p>

	<p>Flad sekskant, sidemål. Bruges sammen med kvadrater R2 = 3,5 og 5 cm R4 = 3,5 x 12 cm</p> <p>R3 = 3,5 x 7 cm. Bruges sammen med sekskanter</p>
	<p>Swoon, sidemål S2 = 5 x 7 x 10 cm S3 = 5 x 7 x 7 cm S4 = 3,5 x 3,5 x 5 cm</p>
	<p>Juvel 60°, sidemål. Bruges sammen med sekskanter U1 = 2 x 4 cm U2 = 2,5 x 5 cm U3 = 1,5 x 3 cm U6 = 3,5 x 7 cm</p> <p>Juvel 45°, sidemål. Bruges sammen med kvadrater U4 = 2 x 2,5 x 5 cm U5 = 2,5 x 4 x 7 cm</p>
	<p>Fingerbøl, sidemål V1 = 3 x 7 x 7 x 7 cm V2 = 2,5 x 5 x 5 x 5 cm V3 = 4,5 x 10 x 10 x 10 cm</p>
	<p>Rose Star, 60°, sidemål. Bruges sammen med sekskanter X1 = 3,5 x 3,5 x 6 x 6 cm (drage) XX = 3,5 x 6 x 6 x 3,5 x 7 cm (krone)</p>
	<p>Parallelogram 45°, sidemål. Bruges sammen med kvadrater Y1 = 3,5 x 5 cm Y2 = 5 x 7 cm Y3 = 3,5 x 7 cm</p> <p>Parallelogram 60°, sidemål. Bruges sammen med sekskanter Y4 = 3,5 x 7 cm</p>
	<p>Apple Core AC1 = 18 cm høj AC2 = 10 cm høj AC3 = 15 cm høj</p>